



Fedora 13: Rock It!



NAVIGATION

- [Home](#)
- [Get Fedora](#)
- [Join Fedora](#)
- [Get Help](#)

TOOLS

- [Docs](#)
Fedora documentation.
- [Wiki](#)
Collaborative knowledge.
- [Planet](#)
The voices of the Fedora community.
- [Communicate](#)
Speak with Fedora.
- [Events](#)


What's new in Fedora 13? [Read the release notes.](#) >>

Fedora is a Linux-based operating system that showcases the latest in free and open source software. Fedora is **always free for anyone to use, modify, and distribute**. It is built by people across the globe who work together as a community: the Fedora Project. The Fedora Project is open and anyone is welcome to join.

The Fedora Project is out front for you, **leading the advancement of free, open software and content.**

[Learn more.](#) >>

[Download Now!](#)





Download Fedora

Fedora 13 Desktop Edition *Installable Live CD*



This is the latest version of the Fedora Linux operating system's Desktop Edition. It's everything you need to try out Fedora—you don't have to erase anything on your current system to try it out, and it won't put your files at risk. Take Fedora for a test drive, and if you like it, you can install Fedora directly to your hard drive straight from the Live Media desktop if you like.

Download Now!

675 MB, ISO format image for Intel-compatible PCs (32-bit)
[More download options...](#)

- NAVIGATION
- [Home](#)
 - [Get Fedora](#)
 - [Join Fedora](#)
 - [Get Help](#)
- TOOLS
- [Docs](#)
Fedora documentation.
 - [Wiki](#)
Collaborative knowledge.
 - [Planet](#)
The voices of the Fedora community.
 - [Communicate](#)
Speak with Fedora.
 - [Events](#)
Meet the Fedora community.

Need to upgrade Fedora?

Live Media can't be used to upgrade Fedora installations. Instead, you can upgrade Fedora right from your desktop. Do this by using Preupgrade - it will install the packages you need and upgrade your version of Fedora.

Other Options

- [Formats](#): DVD ISOs, Physical Media
- [Architectures](#): 32-bit, 64-bit, and others
- [Desktops](#): KDE, XFCE, GNOME, and others
- [Spins](#): Electronics Lab, Education, and others

WHAT WILL I NEED?

- ✓ A blank CD or DVD *or* a blank 1GB+ USB stick.
- ✓ A 400 MHz or faster processor
- ✓ At least 512 MB memory (RAM), 1 GB recommended for best performance
- ✓ At least 10 GB hard drive space (only required for installation)

WHAT DO I DO?

- ✓ First, [download a Fedora ISO image](#).
- ✓ To install Fedora using a USB stick, [follow these instructions](#).
- ✓ To install Fedora using a blank CD or DVD, [follow these instructions](#).

Fedora Project - Windows Internet Explorer

http://fedoraproject.org/en/get-fedora-options#formats

File Edit View Favorites Tools Help

Go Bookmarks 24 blocked Check AutoLink AutoFill Send to Settings

WEB SEARCH Bookmarks Yahoo! Mail My My Yahoo! Yahoo! Answers

Convert Select

Favorites Suggested Sites Free Hotmail Web Slice Gallery

FTP directory /kscott at ... Course: Fundamentals o... Trenholm State Technica... Fedora Project

Planet
The voices of the Fedora community.


Communicate
Speak with Fedora.

Events
Meet the Fedora community.

WEBSITE LANGUAGE
en OK

HOSTING SPONSOR
OSL
OPEN SOURCE LAB

Go to Spins Directory


 **Fedora 13 DVD**

The DVD edition of Fedora is not Live Media, but it is bootable. When you boot from this media, you will be running the installation program. The DVD requires less memory (RAM) on your computer and contains more software. This media may be useful if the machine on which you install Fedora is not connected to the Internet.

Intel & AMD / PC compatible **Download Now!** **MOST COMPATIBLE**
3.1 GB ISO disk image for 32-bit PC

Intel & AMD / PC compatible **Download Now!**
64-bit
3.4 GB ISO disk image for 64-bit PC

For help determining what architecture your system is, please view our [architecture help guide](#).

 **Fedora 13 Media by Mail**

Slow internet? No internet? You can get a copy of Fedora media sent via postal mail through local and online vendors, as well as via the [Fedora Free Media](#) program.

HANDY RESOURCES

- Installation Quickstart Guide
- Installation Guide
- Release Notes
- Upgrading Fedora
- Help & Support
- Verify Download

OTHER WAYS TO GET FEDORA

We offer several alternative Fedora download methods for advanced users, including torrents:

- All download methods

Internet 100%

File Download




Do you want to open or save this file?



Name: Fedora-13-i386-DVD.iso

Type: Image Files, 3.05GB

From: **mirrors.rit.edu**



Open

Save

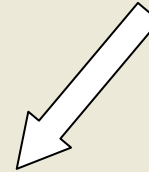

Cancel

Always ask before opening this type of file



While files from the Internet can be useful, some files can potentially harm your computer. If you do not trust the source, do not open or save this file. [What's the risk?](#)

2% of Fedora-13-i386-DVD.iso from hpc.arc.georget...



Fedora-13-i386-DVD.iso from hpc.arc.georgetown.edu



Estimated time left 1 hr 44 min (57.0MB of 3.05GB copied)

Download to: C:\Ken's Folder\...\Fedora-13-i386-DVD.iso

Transfer rate: 503KB/Sec

Close this dialog box when download completes

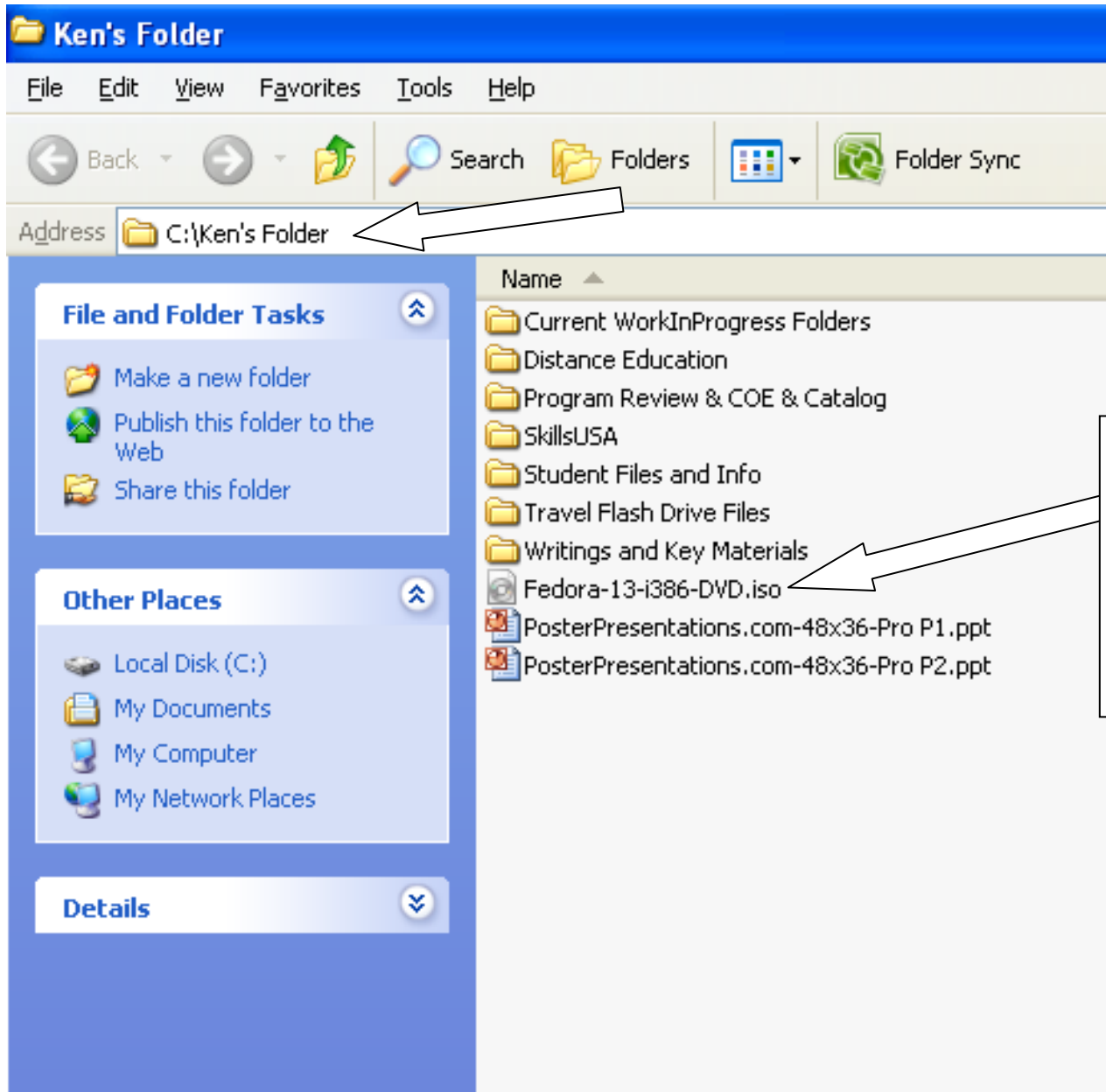
Open

Open Folder

Cancel



SmartScreen Filter checked this download and did not report any threats. [Report an unsafe download.](#)



To create the DVD ISO Bootable disk to install the operating system on your disk, double-click the file name with the extension of .iso, and your "burner software" will activate and create your DVD for installation.

Final Burn Settings

Click 'Burn' to start the recording process.



Current recorder:

E: Optiarc DVD RW AD-7170A

Options...

Disc type:

DVD

Image file:

C:\Ken's Folder\Fedora-13-i386-DVD.iso

Title (CD TEXT):

Artist (CD TEXT):

Language:



Number of copies:

1

Verify data on disc after burning



Back

Burn



Burning Process

Please wait...



Time	Event
11:58:28 AM	Caching of files started
11:58:29 AM	Caching of files completed
11:58:29 AM	Burn process started at 16x (22,160 KB/s)



**Ultra
BUFFER**

Process status:

Remaining time: 0:03:08

Total time: 0:00:27



1%

Writing at 16x (22,160 KB/s)

